

B:Ω:G

TECHNICAL RIDER

This tech-rider should simplify the set-up and lead to a smoothly running event. Please read the requirements in full and if there are any questions do not hesitate to contact BOG at bogmusicofficial@gmail.com.

PA-System and FOH: We expect the PA-system and mixing desk to be appropriate for the size of the venue and in good working condition.

MONITORING:

We use our own in-ear monitoring system, therefore some of our signals need to be splitted. For this we have our own passive signal splitter.

INSTRUMENTS AND BACKLINE:

Lead Singer Setup:

Microphone

Primary Rhythm Guitar/Vocals Setup:

100W tube amplifier -> 4x12" cabinet -> Microphone -> Splitter -> Mixer

Microphone for Vocals

Lead guitar Setup:

150W tube amplifier -> 2x12" cabinet -> Microphone -> Splitter -> Mixer

Bass guitar Setup:

1000W Transistor amplifier-> microphone-> Mixer

For monitoring purposes we use a 700W solid state amplifier. Therefore a suitable cabinet must be provided.

Drums Setup:

Standard five piece drum kit with hi-hat and three additional cymbals.

Regarding the miking of the drum set we rely on the local sound engineers. We will need a drum-mixdown feed (DI) for monitoring purposes.


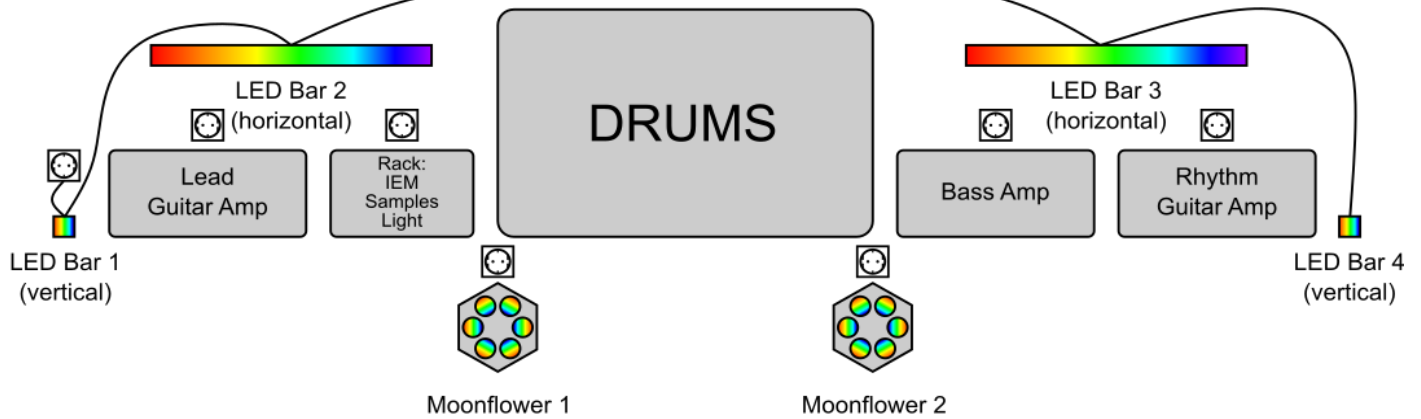
Other:

For the playback of several sound samples a dedicated mixer input is needed.

Lights: We also provide our own lighting (4 LED-Bars and 2 Moonflower Fixtures) that is controlled from the stage. Therefore no lighting from the venue is required, or it should be agreed on before the gig with the band.

STAGEPLAN

LED Bars are powered via daisy-chain



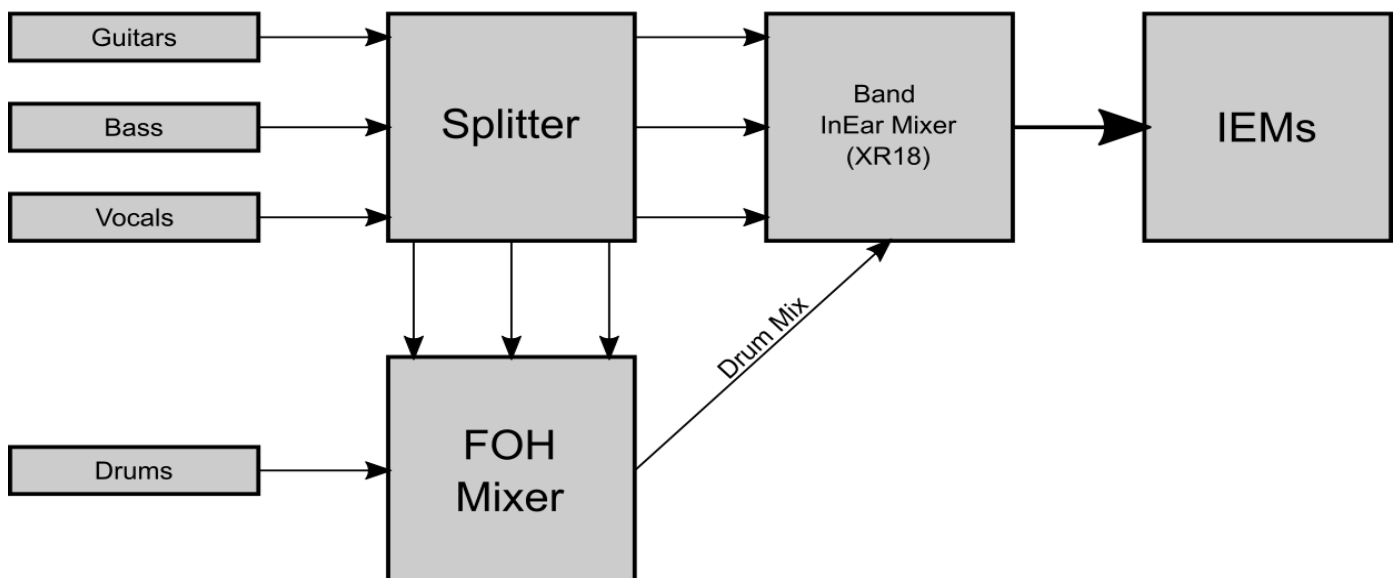
Vocal Mic 1
Lead



Vocal Mic 2

230 V Power Outlet

SIGNAL ROUTING



Thank you for taking the time to read our tech-rider. If you are not able to meet part of our requirements please contact us well before the event. We are looking forward to working with you and a successful evening. (Last Update: 13.05.2022)